



TP-405P

OPERATION MANUAL

1. MAIN FEATURES :

This product is 4 ch. Chaser power pack , has LED indicator itself , and can supply DC 20V to controller , load max. 10A per channel. There are two types selectable : AC 120V/60Hz and AC 230V/50Hz

2. SPECIFICATIONS:

POWER INPUT :AC 120V~60Hz or 230V~50Hz

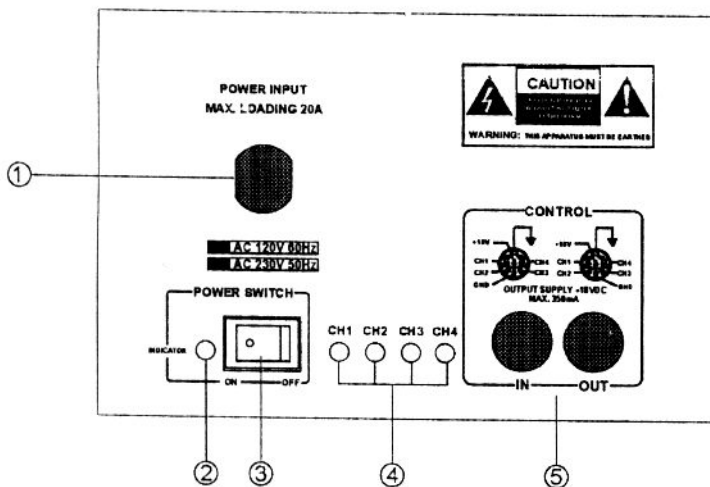
OUTPUT: DC +18V MAX. 350mA

DIMENSIONS : 220x180x120mm

WEIGHT : 2.4Kg

3. FUNCTION AND CONNECTIONS :

FRONT PANEL



1. POWER INPUT


Use to plug in appropriate power supply.

2). Power indicator.

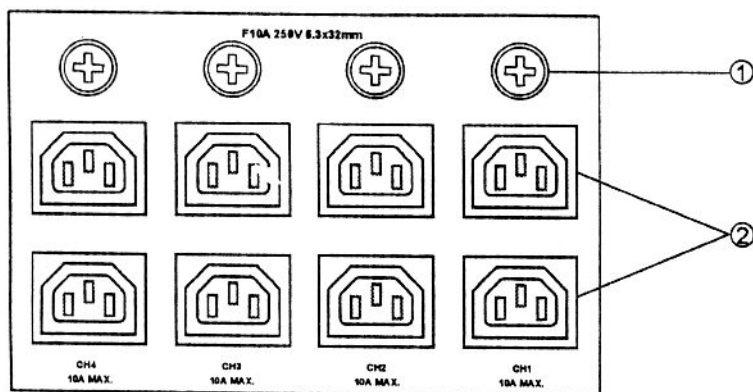
3). Power switch : when switch to the left , the power is on; when switch to the right , the power is off.

4). Each channel LED indicator (ch1-ch4): When the indicator is on , the channel output is effective.

5). 8p input and output signal control connection, shown as below figure:



REAR PANEL



1. INTERNAL FUSE :F10A 250V 6.3x32mm

2.CHANNEL OUTPUT : 10A PER CHANNEL MAX.

CAUTION :

1. THIS APPARATUS MUST BE EARTHED .
2. HIGH VOLTAGE INSIDE, DO NOT OPEN THE COVER.
3. DISCONNECT THE POWER CABLE WHEN REPLACING THE FUSE.
4. TO PREVENT FIRE OR SHOCK HAZARD, DO NOT EXPOSE THIS APPARATUS TO RAIN OR MOISTURE.

