

### KEY FEATURES

- Designed for compression drivers with 1" mouth diameter
- It provides uniform response, on and off-axis with a neutral and natural frequency reproduction
- Coverage angles of 90° in the horizontal plane and 40° in the vertical plane
- Straightforward mounting thanks to its plane mouth finish



### GENERAL DESCRIPTION

This 1" throat entry horn has been designed to provide uniform on and off-axis frequency response, with uncoloured and natural sound reproduction. The constant directivity characteristics of this model ensure the ability to cover 90° wide horizontally and 40° wide vertically, at virtually any frequency within its operational range. Since the response remains essentially constant, equalisation is easily simplified. To ensure freedom of resonance, this flare is constructed of high-density rigid polyurethane foam, with flat front finish to facilitate flush mounting.

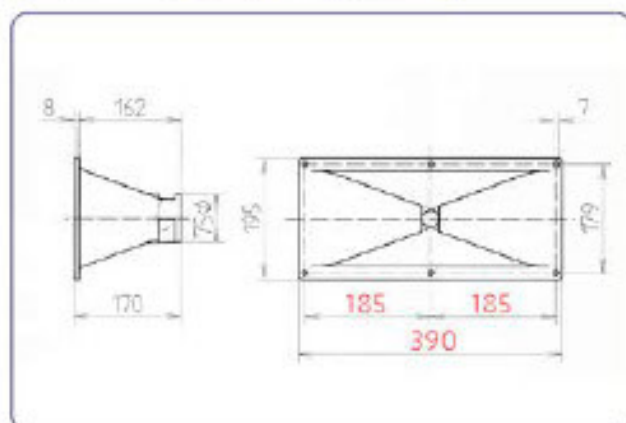
### TECHNICAL SPECIFICATIONS

Throat diameter	25 mm. 1 in.
Horizontal beamwidth	90° (+0° -40°) (-6dB, 0.8 - 16 kHz)
Vertical beamwidth	40° (+35° -10°) (-6dB, 2 - 16 kHz)
Directivity factor (Q)	13.2 (average 0.8 - 16 kHz)
Directivity index (DI)	11.2 dB (+2.3 dB, -3.3 dB)
Cutoff frequency	800 Hz
Dimensions	W x H x D: 390 x 195 x 170 mm.
Cutout dimensions	W x H: 350 x 160 mm.
Net weight	0.8 kg.
Shipping weight	1.4 kg.

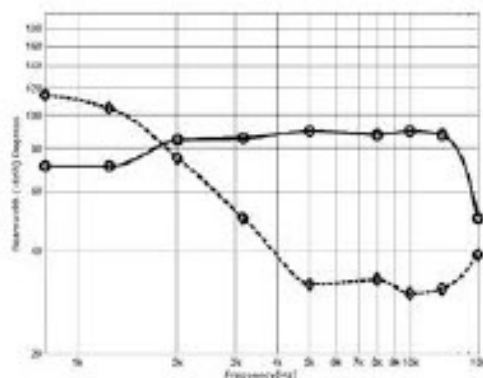
#### Construction

Rigid polyurethane foam.  
Connection of driver by three screws  
on a 57 mm. diameter bolt circle.

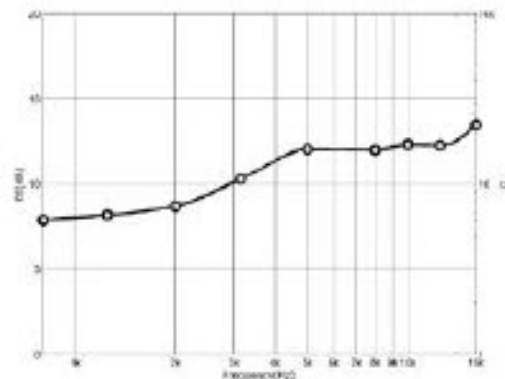
### DIMENSION DRAWINGS



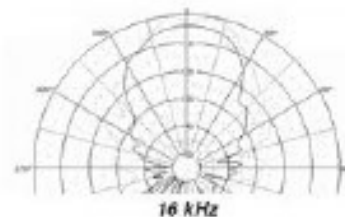
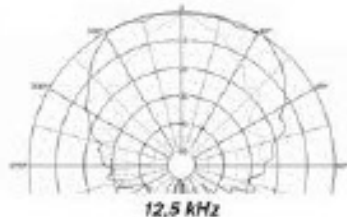
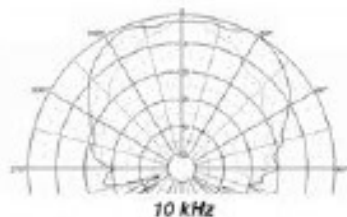
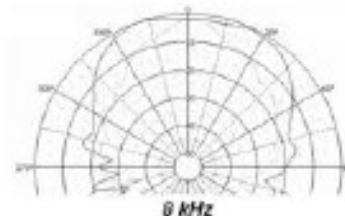
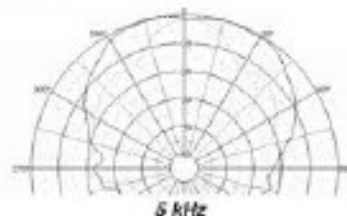
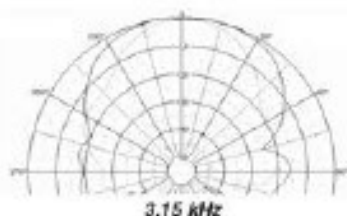
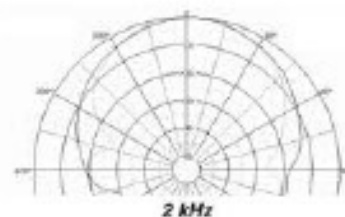
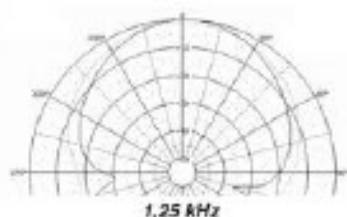
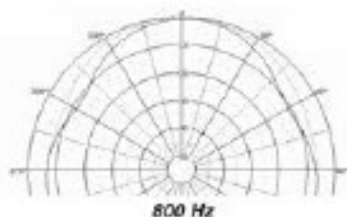
### -6dB BEAMWIDTH\*



### DIRECTIVITY



### POLAR RESPONSE\*\*



**NOTES.**

\* Horizontal beamwidth is represented by the heavy line. Vertical beamwidth is represented by the discontinuous line.

\*\* Horizontal response is represented by the heavy lines, Vertical response is represented by the discontinuous lines. The polar plots are reproduction of measurements done with single sinusoidal signal tones, at the indicated frequencies. The microphone was placed 2 m from the horn, and relation was about the centre of the emitter source.



acústica beyma, s.a.

Polígono Industrial Moncada II · C/. Pont Sec, 1c · 46113 MONCADA - Valencia (Spain)  
· Tel. (34) 96 130 13 75 · Fax (34) 96 130 15 07 · <http://www.beyma.com> · E-mail: [beyma@beyma.com](mailto:beyma@beyma.com) ·